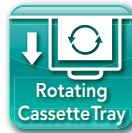


FDR Smart f

Elegant & Economical Digital X-Ray system



Minimalism



Simple is Smart

Fujifilm is proud to announce our latest high-quality, cost-effective x-ray system.

Easily installed in limited spaces and easy to use, this user friendly system will bring upon a *smart* workflow for you.

FDR Smart f

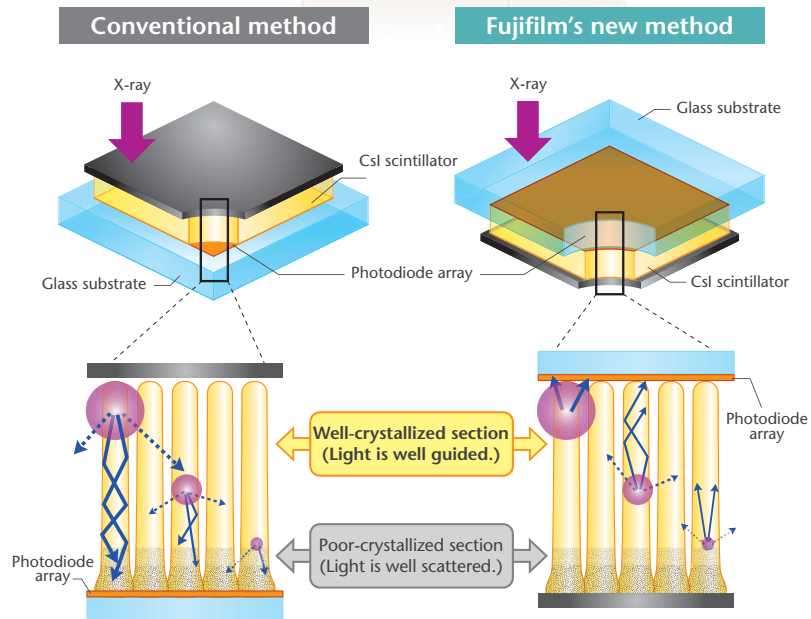
* Chest patient hand grip option is included on the above.



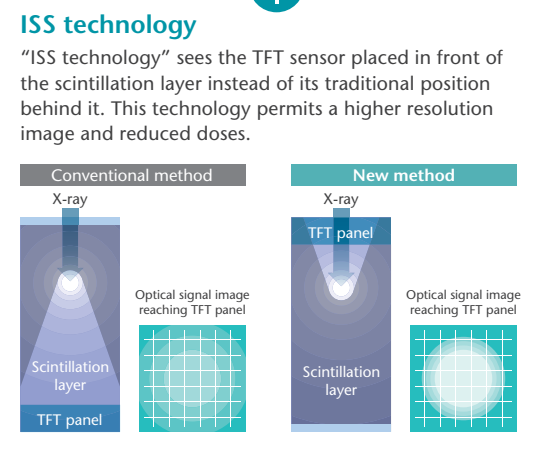
Stripped down to the fundamentals, FDR Smart f will provide the essential functions you need.

Precision

When your focus is in reducing dose and obtaining excellent image quality, D-EVO is for you.



CsI scintillator
Fujifilm's new Flat Panel Detector capitalizes on the high X-ray absorption characteristics of CsI and the ability of its needle crystals to deliver high image sharpness. In addition application of the company's proprietary ISS technology has allowed even greater improvements in image quality, and lower patient dose, when compared to conventional CsI detectors.



The novel type CsI:TI FPD, combining an adhesively coupled structure with ISS method, exhibits significant improvement in image quality than conventional CsI:TI FPDs and provides a way to reduce X-ray exposure to the patient.

New image processing – Dynamic Visualization



Conventional image

New image

Customised image

Fujifilm's renowned diagnostic image quality has now evolved still further. Leveraging its world leading image processing technology, built on a long heritage in medical imaging, and its endless pursuit of improvements in diagnostic imaging, Fujifilm's CONSOLE ADVANCE is more than able to meet the exacting demands of the modern medical market. Fujifilm's image processing technology automatically recognizes the region of interest and applies the optimum image processing parameters in order to deliver reproducible, high quality images every time. This greatly streamlines workflow thus reducing the load on Technologists and speeding up diagnosis for Doctors.

Selection

we provide stable and wide range of power ratings to match your necessity.

Medical Center

Capacitor Assisted Generator

Perfect for the medium sized X ray department. No power supply modification necessary 40kW Single Phase Input power 3kW

Country side

*Unstable electricity supply

UPS generator

Supplies power for 5 hours (or approximately 500 shots) without electricity. The ideal solution for regions with unstable power supply 40kW Single Phase Input power 1kW

Hospital

Line Powered generator

We can adjust our generator to the workload required in a big hospital. 40kW/52kW/68kW/82kW Three phase. This is a high frequency x-ray generator

FDR Smart f Specifications



FDR Smart FGX series						
	FGX-C40S	FGX-U40S	FGX-40S	FGX-52S	FGX-68S	FGX-82S
X-RAY GENERATOR						
Product name	GXR-C40	GXR-U40	GXR-40	Line Powered Type		GXR-82
Output Rating	40 kW	40 kW	40 kW	52 kW	68 kW	82 kW
Line Nominal, Phase	110/120VAC, 230VAC, 1Φ	100-240VAC, 1Φ	230VAC, 1Φ 400VAC, 480VAC, 3Φ	400VAC, 480VAC, 3Φ		
Line Voltage Range	±10% (Frequency: 50/60 Hz)					
kV Range	40-125 kV, 1 kV step			40-150 kV, 1 kV step		
mA Range	10 to 500 mA	10 to 500 mA	10 to 500 mA	10 to 640 mA	10 to 800 mA	10 to 1,000 mA
Timer Range	0.001 to 10 sec, 38 steps					
mAs Range	0.1 to 500 mAs					
Max. Power Output	500mA@80kV 400mA@100kV 320mA@125kV	500mA@80kV 400mA@100kV 320mA@125kV	500mA@80kV 400mA@100kV 320mA@125kV	640mA@81kV 500mA@104kV 400mA@130kV 320mA@150kV	800mA@85kV 640mA@106kV 500mA@136kV 400mA@150kV	1,000mA@82kV 800mA@102kV 640mA@128kV 500mA@150kV
Minimum Breaker Rating	15A (230Vac, 1Φ) 30A (110Vac, 3Φ)	10A	100A (230Vac, 1Φ) 65A (400Vac, 3Φ) 50A (480Vac, 3Φ)	75A (400Vac, 3Φ) 65A (480Vac, 3Φ)	90A (400Vac, 3Φ) 75A (480Vac, 3Φ)	100A (400Vac, 3Φ) 90A (480Vac, 3Φ)
Anatomical Programs	User programmable max. 1,280 programs with APR utility software					
Technique Selection	4 point display(kV, mA, Time, mAs)					

X-RAY TUBE					
	E7242X / Toshiba		E7884X / Toshiba	E7252X / Toshiba	
Focal Spot Size	0.6/1.5 mm		0.6/1.2 mm	0.6/1.2 mm	
Max. Anode HU	200 kHU		300 kHU	300 kHU	
Target Angle	14°		12°	12°	

COLLIMATOR	
R108 / RALCO	
Field Shape	Rectangular
Max. Field Size	More than 43x43 cm (17x17 inch) at 100 cm SID
Inherent Filtration	Min. 2.0 mmAl eq.
Luminosity	Over 160 LUX at 100 cm SID (Typ. 250 LUX)
Light Source	Single LED
Standard	Laser line, Tape measure, Rotating flange

Continued on the following page.

Continued from the previous page.

Patient Table				
		4-way Floating Tabletop	6-way Elevating Table	
Movement	Tabletop	Longitudinal	1,000 (±500) mm	
		Transversal	250 (±125) mm	
	Vertical	Travel	285 (565 - 850) mm	
		Speed	17 mm/sec	
Bucky	Operating	Motorized movement by footswitch DC-motor (Linear Actuator)		
Tabletop	Longitudinal	350 mm with standard tray		
	Inherent Filtration	1.2 mmAl at 100kV		
	Max. Patient Weight	300 kg (660 lbs)		
Bucky Type / Grid	Oscillating	FD 34 - 44 inch, 103 lpi, ratio 10:1		
	Fixed	FD 100 cm, 103 lpi, ratio 10:1		
Lock (Brake)		EM Lock, beam sensor on/off	EM Lock, Foot Switch on/off	
Center indication		Buzzer sound and LED Transverse center, height center		
Dimension / Weight		2,200 (W) x 750 (D) x 660 (H) mm / 150 kg (330 lbs)	Max. 2,200 (W) x 810 (D) x 850 (H) mm / 260 kg (573 lbs)	

Vertical Wall Stand		
Cassette Stroke	Vertical 1,640 mm (420 - 2,060 mm from floor to Bucky center)	
Bucky Type / Grid	Oscillating	FD 40 - 72 inch, 103 lpi, ratio 10:1
	Fixed	FD 150 cm, 103 lpi, ratio 10:1
Lock (Brake)	EM Lock, Switch on/off	
Balance	Counter Weight	
Dimension / Weight	Max. 2,169 (H) x 655 (W) x 410 (D) mm / 120 kg (264 lbs)	

Floor Mounted Tube Stand		
Tube Rotation Angle	±135°	
Tube Stroke	Longitudinal	Max. 2,200 mm
	Lateral	220 mm
	Vertical	1,580 mm (440 - 2,020 mm from floor to focus)
Lock (Brake)	EM Lock, Foot Switch on/off	
Balance	Counter Weight	
Column Rotation	90° step	
Dimension / Weight	2,317 (H) x 1,373 (D) x 3,006 (W) mm / 240 kg (529 lbs)	

DR-ID 600  0123

"FDR D-EVO" for digital radiography

(DR-ID 600 including DR-ID 300CL)
FDR D-EVO G35i/G35s, C35i/C35s are available for FDR Smart f. For details, please refer to brochure of FDR D-EVO series.



FDR D-EVO Plus C35i



FDR D-EVO Plus C35s



FDR D-EVO G35i

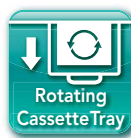


FDR D-EVO G35s

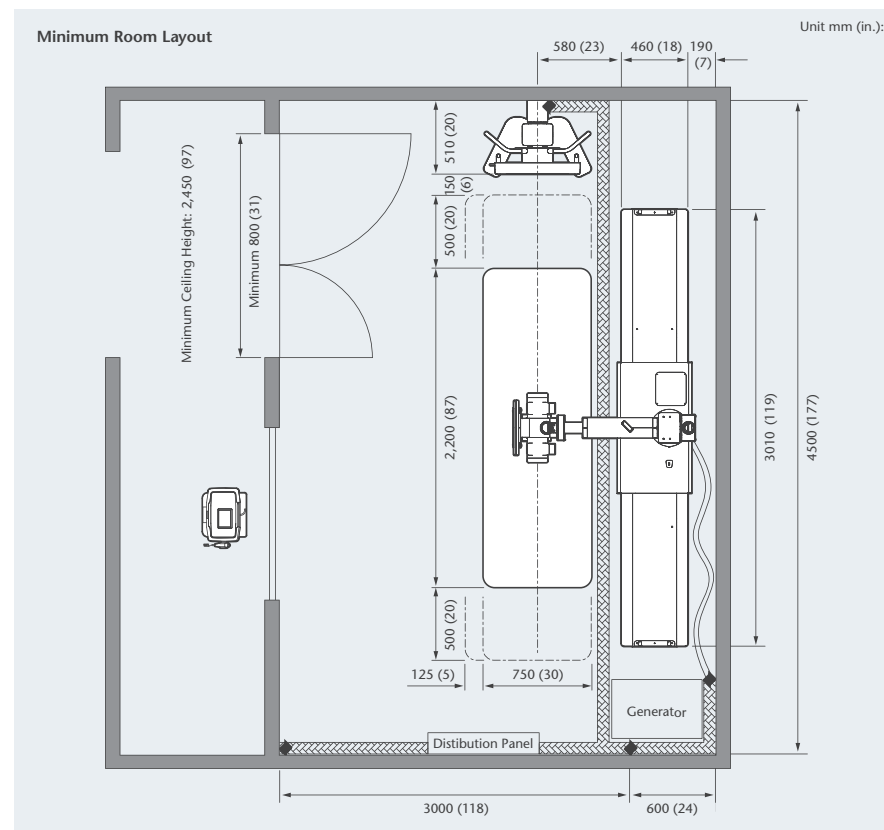
Manufacturer: FUJIFILM Corporation
Address: 26-30, NISHIAZABU 2-CHOME, MINATO-KU, TOKYO 106-8620, JAPAN
EU Representative: FUJIFILM Europe GmbH
Address: Heesenstrasse 31, 40549 Duesseldorf, GERMANY

FDR Smart f

Elegant & Economical Digital X-Ray system



Dimensions



Other Fujifilm Products



FDR Smart FGX series and DR-ID 600 are assembled into the "FDR Smart f" by Fujifilm in conformity with Article 12 of the Directive 93/42/EEC on Medical Devices. This equipment is a Class 2 laser product (IEC60825-1).

Specifications are subject to change without notice.
All brand names or trademarks are the property of their respective owners.
All products require the regulatory approval of the importing country.
For details on their availability, contact our local representative.

